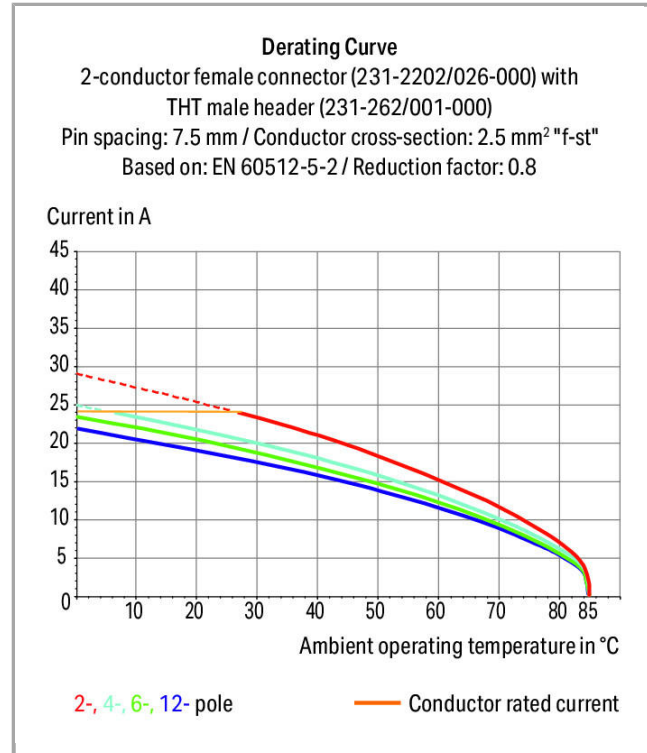



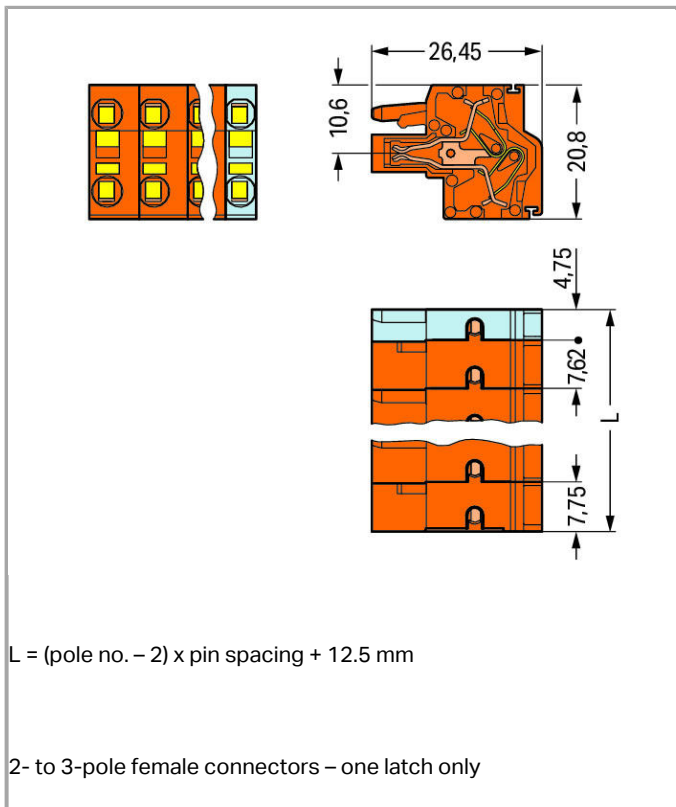
Data sheet | Item number: 231-2706/026-000

2-conductor female connector; 2.5 mm²; Pin spacing 7.62 mm; 6-pole



231-2706/026-000





Item description

- Universal connection for all conductor types
- Two conductor entries per pole
- For looping through power or data buses
- Bus connection is retained, even when unmated
- Push-in termination of solid and ferruled conductors
- With coding fingers

Safety information 1:

The *MULTI CONNECTION SYSTEM (MCS)* is designed without breaking capacity for compliance with DIN EN 61984. When used as intended, MCS Connectors shall not be connected/disconnected when live or under load. The circuit design should ensure header pins, which can be touched, are not live when unmated.

Data

Electrical data

Ratings per IEC/EN 60664-1

| | |
|---------------------------------|-------|
| Rated voltage (III / 3) | 500 V |
| Rated impulse voltage (III / 3) | 6 kV |
| Rated voltage (III / 2) | 630 V |



| | |
|---------------------------------|--------|
| Rated impulse voltage (III / 2) | 6 kV |
| Rated voltage (II / 2) | 1000 V |
| Rated impulse voltage (II / 2) | 6 kV |
| Rated current | 16 A |

Approvals per UL 1059

| | |
|--------------------------------|-------|
| Rated voltage UL (Use Group B) | 300 V |
| Rated current UL (Use Group B) | 20 A |
| Rated voltage UL (Use Group D) | 300 V |
| Rated current UL (Use Group D) | 10 A |

Approvals per UL 1977

| | |
|---|-------|
| Rated voltage per UL 1977 (factory wiring only) | 600 V |
| Rated current per UL 1977 (factory wiring only) | 20 A |

Approvals per CSA

| | |
|---------------------------------|-------|
| Rated voltage CSA (Use Group B) | 300 V |
| Rated current CSA (Use Group B) | 15 A |
| Rated voltage CSA (Use Group D) | 300 V |
| Rated current CSA (Use Group D) | 10 A |

Connection data

| | |
|---|---|
| Connection technology | Push-in CAGE CLAMP® |
| Actuation type | Operating tool |
| Solid conductor | 0.2 ... 2.5 mm ² / 24 ... 12 AWG |
| Fine-stranded conductor | 0.2 ... 2.5 mm ² / 24 ... 12 AWG |
| Fine-stranded conductor with ferrule with plastic collar | 0.25 ... 1.5 mm ² |
| Fine-stranded conductor with ferrule without plastic collar | 0.25 ... 2.5 mm ² |
| Strip length | 9 ... 10 mm / 0.35 ... 0.39 inch |
| No. of poles | 6 |
| Total number of connection points | 12 |
| Total number of potentials | 6 |
| Number of connection types | 1 |
| Number of levels | 1 |
| Conductor entry direction to mating direction | 0° |

Geometrical Data

| | |
|-------------|-----------------------|
| Pin spacing | 7.62 mm / 0.3 inch |
| Width | 42.98 mm / 1.692 inch |

| | |
|--------|-----------------------|
| Height | 20.8 mm / 0.819 inch |
| Depth | 26.45 mm / 1.041 inch |

Plug connection

| | |
|------------------------------------|-------------------------|
| Contact type (pluggable connector) | Female connector/socket |
| Connector connection type | for conductors |
| Mismating protection | No |

Material Data

| | |
|-----------------------------|-----------------------------------|
| Color | orange |
| Material group | I |
| Insulating material | Polyamide 66 (PA 66) |
| Flammability class per UL94 | V0 |
| Clamping spring material | Chrome nickel spring steel (CrNi) |
| Contact material | Copper alloy |
| Contact plating | tin-plated |
| Fire load | 0.303 MJ |
| Weight | 16.294 g |

Environmental Requirements

| | |
|-------------------------|----------------|
| Limit temperature range | -60 ... +85 °C |
|-------------------------|----------------|

Commercial data


| | |
|--------------------|------------------------|
| Product Group | 3 (Multi Conn. System) |
| Country of origin | PL |
| GTIN | 4044918565455 |
| Customs Tariff No. | 85366990990 |

Approvals / Certificates



Country specific Approvals

| Logo | Approval | Additional Approval Text | Certificate name |
|------|---------------------------------------|--------------------------|------------------|
| | CB DEKRA Certification B.V. | IEC 61984 | NL-39756 |

Ship Approvals












| Logo | Approval | Additional Approval Text | Certificate name |
|--|---|--------------------------|--------------------------|
|  | ABS American Bureau of Shipping | - | 14- HG1241537- PDA |


















UL-Approvals














| Logo | Approval | Additional Approval Text | Certificate name |
|--|-------------------------------------|--------------------------|-------------------|
|  | UL UL International Germany GmbH | UL 1059 | E45172 Sec. 46 |
|  | UL UL International Germany GmbH | UL 1977 | E45171 |

Compatible products

ferrule

| | | |
|--|--|---------|
|  | Item no.: 216-101 Ferrule; Sleeve for 0.5 mm ² / AWG 22; uninsulated; electro-tin plated | 216-101 |
|  | Item no.: 216-102 Ferrule; Sleeve for 0.75 mm ² / AWG 20; uninsulated; electro-tin plated | 216-102 |
|  | Item no.: 216-103 Ferrule; Sleeve for 1 mm ² / AWG 18; uninsulated; electro-tin plated | 216-103 |
|  | Item no.: 216-104 Ferrule; Sleeve for 1.5 mm ² / AWG 16; uninsulated; electro-tin plated | 216-104 |
|  | Item no.: 216-106 Ferrule; Sleeve for 2.5 mm ² / AWG 14; uninsulated; electro-tin plated | 216-106 |
|  | Item no.: 216-121 Ferrule; Sleeve for 0.5 mm ² / AWG 22; uninsulated; electro-tin plated | 216-121 |
|  | Item no.: 216-122 Ferrule; Sleeve for 0.75 mm ² / AWG 20; uninsulated; electro-tin plated | 216-122 |
|  | Item no.: 216-123 Ferrule; Sleeve for 1 mm ² / AWG 18; uninsulated; electro-tin plated | 216-123 |
|  | Item no.: 216-124 Ferrule; Sleeve for 1.5 mm ² / AWG 16; uninsulated; electro-tin plated | 216-124 |
|  | Item no.: 216-131 Ferrule; Sleeve for 0.25 mm ² / AWG 24; uninsulated; electro-tin plated | 216-131 |
|  | Item no.: 216-132 Ferrule; Sleeve for 0.34 mm ² / AWG 24; uninsulated; electro-tin plated | 216-132 |

| | | |
|---|--|---------|
|  | Item no.: 216-141 Ferrule; Sleeve for 0.5 mm ² / 20 AWG; uninsulated; electro-tin plated; electrolytic copper; gastight crimped; acc. to DIN 46228, Part 1/08.92 | 216-141 |
|  | Item no.: 216-142 Ferrule; Sleeve for 0.75 mm ² / 18 AWG; uninsulated; electro-tin plated; electrolytic copper; gastight crimped; acc. to DIN 46228, Part 1/08.92 | 216-142 |
|  | Item no.: 216-143 Ferrule; Sleeve for 1 mm ² / AWG 18; uninsulated; electro-tin plated; electrolytic copper; gastight crimped; acc. to DIN 46228, Part 1/08.92 | 216-143 |
|  | Item no.: 216-144 Ferrule; Sleeve for 1.5 mm ² / AWG 16; uninsulated; electro-tin plated; electrolytic copper; gastight crimped; acc. to DIN 46228, Part 1/08.92 | 216-144 |
|  | Item no.: 216-151 Ferrule; Sleeve for 0.25 mm ² / AWG 24; uninsulated; electro-tin plated | 216-151 |
|  | Item no.: 216-152 Ferrule; Sleeve for 0.34 mm ² / AWG 24; uninsulated; electro-tin plated | 216-152 |
|  | Item no.: 216-201 Ferrule; Sleeve for 0.5 mm ² / 20 AWG; insulated; electro-tin plated | 216-201 |
|  | Item no.: 216-202 Ferrule; Sleeve for 0.75 mm ² / 18 AWG; insulated; electro-tin plated | 216-202 |
|  | Item no.: 216-203 Ferrule; Sleeve for 1 mm ² / AWG 18; insulated; electro-tin plated | 216-203 |
|  | Item no.: 216-204 Ferrule; Sleeve for 1.5 mm ² / AWG 16; insulated; electro-tin plated | 216-204 |
|  | Item no.: 216-221 Ferrule; Sleeve for 0.5 mm ² / 20 AWG; insulated; electro-tin plated | 216-221 |
|  | Item no.: 216-222 Ferrule; Sleeve for 0.75 mm ² / 18 AWG; insulated; electro-tin plated | 216-222 |
|  | Item no.: 216-223 Ferrule; Sleeve for 1 mm ² / AWG 18; insulated; electro-tin plated | 216-223 |
|  | Item no.: 216-224 Ferrule; Sleeve for 1.5 mm ² / AWG 16; insulated; electro-tin plated | 216-224 |
|  | Item no.: 216-241 Ferrule; Sleeve for 0.5 mm ² / 20 AWG; insulated; electro-tin plated; electrolytic copper; gastight crimped; acc. to DIN 46228, Part 4/09.90 | 216-241 |
|  | Item no.: 216-242 Ferrule; Sleeve for 0.75 mm ² / 18 AWG; insulated; electro-tin plated; electrolytic copper; gastight crimped; acc. to DIN 46228, Part 4/09.90 | 216-242 |
|  | Item no.: 216-243 Ferrule; Sleeve for 1 mm ² / AWG 18; insulated; electro-tin plated; electrolytic copper; gastight crimped; acc. to DIN 46228, Part 4/09.90 | 216-243 |
| | Item no.: 216-244 Ferrule; Sleeve for 1.5 mm ² / AWG 16; insulated; electro-tin plated; electrolytic copper; gastight crimped; acc. to DIN 46228, Part 4/09.90 | 216-244 |
| | Item no.: 216-262 Ferrule; Sleeve for 0.75 mm ² / 18 AWG; insulated; electro-tin plated; electrolytic copper; gastight | 216-262 |

| | | |
|--|---|----------------------|
|  | crimped; acc. to DIN 46228, Part 4/09.90 | |
|  | Item no.: 216-263 Ferrule; Sleeve for 1 mm ² / AWG 18; insulated; electro-tin plated; electrolytic copper; gastight crimped; acc. to DIN 46228, Part 4/09.90 | 216-263 |
|  | Item no.: 216-264 Ferrule; Sleeve for 1.5 mm ² / AWG 16; insulated; electro-tin plated; electrolytic copper; gastight crimped; acc. to DIN 46228, Part 4/09.90 | 216-264 |
|  | Item no.: 216-284 Ferrule; Sleeve for 1.5 mm ² / AWG 16; insulated; electro-tin plated; electrolytic copper; gastight crimped; acc. to DIN 46228, Part 4/09.90 | 216-284 |
| | Item no.: 216-301 Ferrule; Sleeve for 0.25 mm ² / AWG 24; insulated; electro-tin plated | 216-301 |
|  | Item no.: 216-302 Ferrule; Sleeve for 0.34 mm ² / 22 AWG; insulated; electro-tin plated | 216-302 |
| | Item no.: 216-321 Ferrule; Sleeve for 0.25 mm ² / AWG 24; insulated; electro-tin plated | 216-321 |
|  | Item no.: 216-322 Ferrule; Sleeve for 0.34 mm ² / 22 AWG; insulated; electro-tin plated | 216-322 |
| Strain relief plate | | |
|  | Item no.: 734-229 Strain relief plate | 734-229 |
| Insulation stop | | |
|  | Item no.: 231-673 Insulation stop; 0.08-0.2 mm ² / 0.2 mm ² "s" | 231-673 |
|  | Item no.: 231-674 Insulation stop; 0.25 - 0.5 mm ² | 231-674 |
|  | Item no.: 231-675 Insulation stop; 0.75 - 1 mm ² | 231-675 |
| Marking accessories | | |
| | Item no.: 210-331/762-202 Marking strips; as a DIN A4 sheet; MARKED; 1-16 (100x); Height of marker strip: 2.3 mm/0.091 in; Strip length 182 mm; Horizontal marking; Self-adhesive | 210-331 // 62-202 |
| | Item no.: 210-332/762-020 Marking strips; as a DIN A4 sheet; MARKED; 1-20 (80x); Height of marker strip: 3 mm; Strip length 182 mm; Horizontal marking; Self-adhesive | 210-332 // 62-020 |
|  | Item no.: 210-833 Marking strips; on reel; 6 mm wide; plain; Self-adhesive | 210-833 |
|  | Item no.: 210-834 Marking strips; on reel; 5 mm wide; plain; Self-adhesive | 210-834 |
| check | | |
|  | Item no.: 231-662 Test plugs for female connectors; for 7.5 mm and 7.62 mm pin spacing | 231-662 |



Downloads

CAD/CAE - Smart Data

CAD data

3D Download 231-2706/026-000

URL

Download

Subject to changes.
